



PL Capital
PRABHUDAS LILLADHER

WEALTH
MANAGEMENT

Mutual Fund

Performance Analysis

September 2024

Summary of Equity MF Performance August 2024

For the month ended August, 2024, monthly returns of Nifty 50 TRI, Nifty Midcap 150 TRI & Nifty Small Cap 250 TRI were 1.74%, 0.90% & 1.17% respectively.

Out of the 283 open-ended equity diversified funds, about 67% of the funds were able to outperform their respective benchmarks over the past one month, ended August 31st, 2024. Previous month, 39% of the schemes were able to beat their benchmarks.

For the 1-year ended August, 2024, returns of Nifty 50 TRI, Nifty Mid Cap 150 TRI & Nifty Small Cap 250 TRI returns were 31.99%, 50.48% & 54.87% respectively.

Out of the 283 open-ended equity diversified funds, about 48% of the funds were able to outperform their respective benchmarks over the past one month, ended August 31st, 2024. Previous month, 48% of the schemes were able to beat their benchmarks.

Investors are advised to stick to their SIP investments and keep a long-term focus. SIPs over the past 3-years have yielded a return in excess of 15% p.a. on an average for the top quartile equity funds.

Top Mutual Funds: 1 Month Returns

Category/Scheme Name	AUM (INR cr)	1-Mth (%)	Primary Fund Manager
LARGE CAP			
Motilal Oswal Large Cap Fund-Reg(G)	1,076.70	3.14	Atul Mehra
Bandhan Large Cap Fund-Reg(G)	1,574.65	2.89	Sumit Agrawal
HSBC Large Cap Fund(G)	1,975.56	2.80	Neelotpal Sahai
LARGE AND MID CAP			
Motilal Oswal Large & Midcap Fund-Reg(G)	5,335.94	4.59	Ajay Khandelwal
Baroda BNP Paribas Large & Mid Cap Fund-Reg(G)	1,374.82	3.54	Sanjay Chawla
Invesco India Large & Mid Cap Fund(G)	6,013.60	3.34	Aditya Khemani
FLEXI CAP			
Invesco India Flexi Cap Fund-Reg(G)	1,984.95	3.82	Amit Ganatra
TRUSTMF Flexi Cap Fund-Reg(G)	669.85	3.74	Mihir Vora
UTI Flexi Cap Fund-Reg(G)	26,396.25	3.56	Ajay Tyagi
MULTI CAP			
Motilal Oswal Multi Cap Fund-Reg(G)	1,326.42	6.64	Ajay Khandelwal
Invesco India Multicap Fund(G)	3,736.34	4.50	Dhimant Kothari
Edelweiss Multi Cap Fund-Reg(G)	2,256.65	3.74	Trideep Bhattacharya
MID CAP			
Edelweiss Mid Cap Fund-Reg(G)	6,994.17	3.87	Trideep Bhattacharya
Sundaram Mid Cap Fund-Reg(G)	12,465.38	2.85	S. Bharath
Invesco India Midcap Fund(G)	5,437.58	2.35	Aditya Khemani
SMALL CAP			
Bandhan Small Cap Fund-Reg(G)	6,640.27	6.31	Manish Gunwani
Motilal Oswal Small Cap Fund-Reg(G)	2,141.03	5.19	Ajay Khandelwal
PGIM India Small Cap Fund-Reg(G)	1,533.12	3.56	Utsav Mehta
FOCUSED			
Bandhan Focused Equity Fund-Reg(G)	1,651.77	6.15	Sumit Agrawal
Motilal Oswal Focused Fund-Reg(G)	2,075.36	4.36	Santosh Singh
DSP Focus Fund-Reg(G)	2,592.52	4.00	Vinit Sambre
VALUE-CONTRA-DIVIDEND YIELD			
DSP Value Fund-Reg(G)	896.17	3.42	Aparna Karnik
UTI Value Fund-Reg(G)	10,355.98	3.16	Amit Premchandani
UTI Dividend Yield Fund-Reg(G)	4,371.40	3.11	Amit Premchandani
EQUITY LINKED SAVINGS SCHEMES (ELSS)			
Motilal Oswal ELSS Tax Saver Fund-Reg(G)	3,835.43	4.34	Ajay Khandelwal
ICICI Pru ELSS Tax Saver Fund(G)	14,563.56	3.25	Mittul Kalawadia
Baroda BNP Paribas ELSS Tax Saver Fund-Reg(G)	950.69	2.50	Sanjay Chawla
BENCHMARK RETURNS			
NIFTY 50 - TRI		1.74	
NIFTY 500 - TRI		1.43	
Nifty Midcap 150 - TRI		0.90	
Nifty Smallcap 250 - TRI		1.17	

*Data as on August 31st, 2024 | Only Schemes with AUM above 500 cr are considered

Top Mutual Funds: 1 Year Returns

Category/Scheme Name	AUM (INR cr)	1-Yr(%)	Primary Fund Manager
LARGE CAP			
Quant Large Cap Fund-Reg(G)	1,894.62	46.54	Sandeep Tandon
Baroda BNP Paribas Large Cap Fund-Reg(G)	2,284.71	44.86	Jitendra Sriram
Invesco India Largecap Fund(G)	1,203.35	42.58	Amit Nigam
LARGE AND MID CAP			
Bandhan Core Equity Fund-Reg(G)	5,982.53	58.91	Manish Gunwani
Quant Large & Mid Cap Fund(G)	3,572.83	58.59	Ankit Pande
Invesco India Large & Mid Cap Fund(G)	6,013.60	56.39	Aditya Khemani
FLEXI CAP			
Bank of India Flexi Cap Fund-Reg(G)	1,700.33	64.83	Alok Singh
JM Flexicap Fund-Reg(G)	3,855.23	62.08	Satish Ramanathan
Quant Flexi Cap Fund(G)	7,435.74	55.78	Ankit Pande
MULTI CAP			
HSBC Multi Cap Fund-Reg(G)	3,865.61	56.04	Venugopal Manghat
Kotak Multicap Fund-Reg(G)	14,473.75	54.87	Devender Singhal
Axis Multicap Fund-Reg(G)	6,290.99	53.43	Shreyash Devalkar
MID CAP			
ITI Mid Cap Fund-Reg(G)	1,085.02	66.07	Rohan Korde
Motilal Oswal Midcap Fund-Reg(G)	14,445.55	65.00	Niket Shah
Edelweiss Mid Cap Fund-Reg(G)	6,994.17	59.84	Trideep Bhattacharya
SMALL CAP			
Bandhan Small Cap Fund-Reg(G)	6,640.27	73.90	Manish Gunwani
ITI Small Cap Fund-Reg(G)	2,313.35	61.91	Dhimant Shah
Mahindra Manulife Small Cap Fund-Reg(G)	5,034.87	59.83	Abhinav Khandelwal
FOCUSED			
Invesco India Focused Fund-Reg(G)	2,937.37	67.19	Taher Badshah
Mahindra Manulife Focused Fund-Reg(G)	1,690.84	53.36	Krishna Sanghavi
ICICI Pru Focused Equity Fund(G)	9,745.36	50.58	Vaibhav Dusad
VALUE-CONTRA-DIVIDEND YIELD			
Quant Value Fund-Reg(G)	2,086.60	70.33	Sandeep Tandon
JM Value Fund(G)	985.91	59.76	Satish Ramanathan
ICICI Pru Dividend Yield Equity Fund(G)	4,642.11	56.27	Mittul Kalawadia
EQUITY LINKED SAVINGS SCHEMES (ELSS)			
Motilal Oswal ELSS Tax Saver Fund-Reg(G)	3,835.43	62.08	Ajay Khandelwal
SBI Long Term Equity Fund-Reg(G)	27,527.24	57.48	Dinesh Balachandran
Bank of India ELSS Tax Saver-Reg(G)	1,484.56	53.60	Alok Singh
BENCHMARK RETURNS			
NIFTY 50 - TRI		32.00	
NIFTY 500 - TRI		41.21	
Nifty Midcap 150 - TRI		50.48	
Nifty Smallcap 250 - TRI		54.86	

*Data as on August 31st, 2024 | Only Schemes with AUM above 500 cr are considered

Category-wise Performance of Equity Mutual Funds

Mutual Fund Category	No. of Schemes	AUM (₹ Cr)	1 Month Return* (%)	6 Months Return* (%)	1 Year Return* (%)
Large Cap Funds	31	3,61,404	1.62	17.77	36.12
Large & Mid Cap Funds	29	2,57,411	1.54	21.85	42.93
Multi Cap Funds	26	1,68,351	1.56	21.56	42.51
Flexi Cap Fund	39	4,20,223	1.67	19.11	39.78
Mid Cap Funds	29	3,78,678	1.12	25.41	48.55
Small Cap Funds	28	3,13,567	0.97	22.90	44.21
Focused Funds	28	1,48,279	0.89	10.13	18.67
Value-Contra-Div.Yield Funds	32	2,16,276	1.84	21.08	48.74
Equity Linked Savings Schemes	41	2,49,043	1.48	20.52	43.37
Benchmark					
NIFTY 500 - TRI			1.43	18.89	41.21
Total MF Category	283	25,13,231	1.42	20.57	41.51

*Weighted Average Absolute Return | Source: ACE MF, PL Research | Data as on August 31, 2024 | AUM dated as on 31st July 2024

Category-wise - No. of Schemes Outperforming The Benchmark

Mutual Fund Category	No. of Schemes	Category Benchmark	Percentage No. of Schemes Outperforming the BM in:		
			1 Month	6 Months	1 Year
Large Cap Funds	31	S&P BSE 100 - TRI	55%	61%	68%
Large & Mid Cap Funds	29	NIFTY LargeMidcap 250 - TRI	79%	76%	45%
Multi Cap Funds	26	Nifty500 Multicap 50:25:25 - TRI	69%	73%	42%
Flexi Cap Fund	39	NIFTY 500 - TRI	69%	64%	41%
Mid Cap Funds	29	Nifty Midcap 150 - TRI	69%	76%	45%
Small Cap Funds	28	Nifty Smallcap 250 - TRI	54%	61%	18%
Focused Funds	28	NIFTY 500 - TRI	75%	79%	39%
Value-Contra-Div.Yield Funds	32	NIFTY 500 - TRI	63%	72%	88%
Equity Linked Savings Schemes	41	NIFTY 500 - TRI	68%	59%	46%
Total MF Category	283		67%	68%	48%

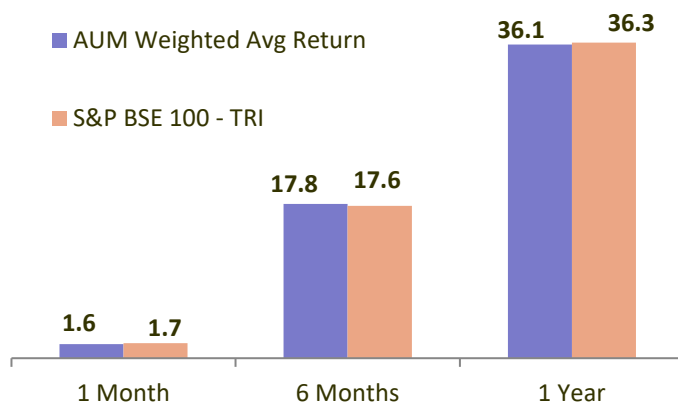
Source: ACE MF, PL Research | Data as on August 31st, 2024

Large Cap Funds invest predominantly in large cap stocks. The schemes need to invest 80% -100% of the portfolio in large cap stocks, as defined by SEBI.

Total AUM	3,61,404
Total Number of Schemes	31

Category Performance vs. Benchmark

In Percent (%)



Scheme Performance vs. Benchmark

Number of Schemes	1 Month	6 Months	1 Year
Outperformed	18	18	20
Underperformed	13	12	10
Total Number of Schemes	31	30	30

Top 5 & Bottom 5 Performers over the past 1 Month

Top 5 Funds	AUM (₹ Cr)	1 Month (%)	6 Months (%)	1 Year (%)	Fund Manager
Motilal Oswal Large Cap Fund-Reg(G)	1,076.70	3.14	25.41	-	Atul Mehra
Bandhan Large Cap Fund-Reg(G)	1,574.65	2.89	19.40	42.51	Sumit Agrawal
HSBC Large Cap Fund(G)	1,975.56	2.80	17.80	38.72	Neelotpal Sahai
WOC Large Cap Fund-Reg(G)	568.30	2.57	19.46	40.30	Ramesh Mantri
UTI Large Cap Fund-Reg(G)	13,594.60	2.53	18.63	32.98	Karthikraj Lakshmanan
Bottom 5 Funds	AUM (₹ Cr)	1 Month (%)	6 Months (%)	1 Year (%)	Fund Manager
Quant Large Cap Fund-Reg(G)	1,894.62	-0.30	12.82	46.54	Sandeep Tandon
Nippon India Large Cap Fund(G)	31,800.96	0.65	17.73	38.98	Sailesh Raj Bhan
SBI BlueChip Fund-Reg(G)	51,243.71	0.69	18.57	30.47	Saurabh Pant
Tata Large Cap Fund-Reg(G)	2,437.02	0.76	17.80	37.76	Abhinav Sharma
Kotak Bluechip Fund(G)	9,292.36	1.18	18.88	37.02	Rohit Tandon
Benchmark					
S&P BSE 100 – TRI		1.7	17.6	36.3	

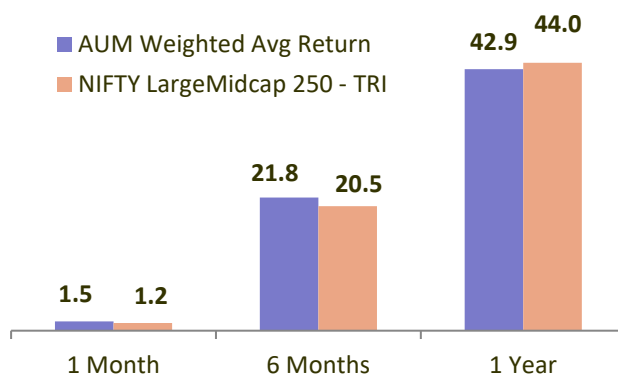
Source: ACE MF, PL Research | Data as on August 31, 2024 | Only Schemes with AUM above 500 cr considered

Large & Mid Cap Funds invest in a mix of large cap and midcap stocks, with 35-65% of the assets in large cap stocks and a 35%-65% exposure to mid cap stocks.

Total AUM	2,57,411
Total Number of Schemes	29

Category Performance vs. Benchmark

In Percent (%)



Scheme Performance vs. Benchmark

Number of Schemes	1 Month	6 Months	1 Year
Outperformed	23	22	13
Underperformed	6	7	13
Total Number of Schemes	29	29	26

Top 5 & Bottom 5 Performers over the past 1 Month

Top 5 Funds	AUM (₹ Cr)	1 Month (%)	6 Months (%)	1 Year (%)	Fund Manager
Motilal Oswal Large & Midcap Fund-Reg(G)	5,335.94	4.59	27.85	55.87	Ajay Khandelwal
Baroda BNP Paribas Large & Mid Cap Fund-Reg(G)	1,374.82	3.54	21.31	49.79	Sanjay Chawla
Invesco India Large & Mid Cap Fund(G)	6,013.60	3.34	25.79	56.39	Aditya Khemani
Bandhan Core Equity Fund-Reg(G)	5,982.53	3.13	26.32	58.91	Manish Gunwani
UTI Large & Mid Cap Fund-Reg(G)	3,748.61	2.98	27.54	52.08	V. Srivatsa

Bottom 5 Funds	AUM (₹ Cr)	1 Month (%)	6 Months (%)	1 Year (%)	Fund Manager
Quant Large & Mid Cap Fund(G)	3,572.83	-0.92	18.76	58.59	Ankit Pande
Kotak Equity Opp Fund(G)	25,074.70	0.13	22.30	42.61	Harsha Upadhyaya
Tata Large & Mid Cap Fund-Reg(G)	8,318.31	0.59	18.06	33.58	Chandraprakash Padiyar
SBI Large & Midcap Fund-Reg(G)	27,382.12	0.63	19.09	35.79	Saurabh Pant
HSBC Large & Mid Cap Fund-Reg(G)	3,570.35	1.21	26.89	50.16	Cheenu Gupta

Benchmark

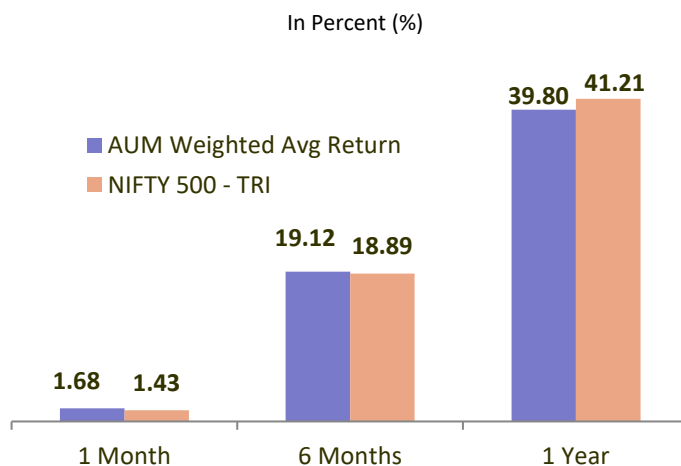
Nifty LargeMidcap 250 Index - TRI	1.2	20.5	44.0
-----------------------------------	-----	------	------

Source: ACE MF, PL Research | Data as on August 31, 2024 | Only Schemes with AUM above 500 cr considered

Flexi Cap Funds invest across large cap, mid cap, small cap stocks as per SEBI guidelines. They maintain an exposure of 65%-100% to equity.

Total AUM	4,20,223
Total Number of Schemes	39

Category Performance vs. Benchmark



Scheme Performance vs. Benchmark

Number of Schemes	1 Month	6 Months	1 Year
Outperformed	27	25	16
Underperformed	12	13	20
Total Number of Schemes	39	38	36

Top 5 & Bottom 5 Performers over the past 1 Month

Top 5 Funds	AUM (₹ Cr)	1 Month (%)	6 Months (%)	1 Year (%)	Fund Manager
Invesco India Flexi Cap Fund-Reg(G)	1,984.95	3.82	24.54	53.15	Amit Ganatra
TRUSTMF Flexi Cap Fund-Reg(G)	669.85	3.74			Mihir Vora
UTI Flexi Cap Fund-Reg(G)	26,396.25	3.56	20.68	27.22	Ajay Tyagi
NJ Flexi Cap Fund-Reg(G)	1,635.30	3.55	23.12		Dhaval Patel
Motilal Oswal Flexi Cap Fund-Reg(G)	11,466.13	3.21	26.67	55.08	Niket Shah

Bottom 5 Funds	AUM (₹ Cr)	1 Month (%)	6 Months (%)	1 Year (%)	Fund Manager
Quant Flexi Cap Fund(G)	7,435.74	-0.70	16.14	55.78	Ankit Pande
Kotak Flexicap Fund(G)	53,783.10	-0.70	19.30	36.71	Harsha Upadhyaya
Samco Flexi Cap Fund-Reg(G)	686.46	0.40	5.97	18.40	Nirali Bhansali
LIC MF Flexi Cap Fund-Reg(G)	1,112.45	0.53	21.39	35.35	Nikhil Rungta
Bank of India Flexi Cap Fund-Reg(G)	1,700.33	0.57	24.40	64.83	Alok Singh

Benchmark

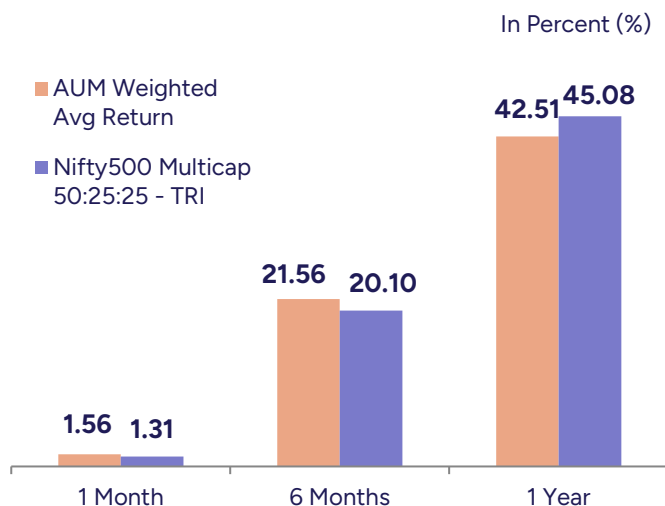
NIFTY 500 - TRI	1.43	18.89	41.21
-----------------	------	-------	-------

Source: ACE MF, PL Research | Data as on August 31, 2024 | Only Schemes with AUM above 500 cr considered

Multi Cap Funds invest 25% in large cap, 25% in mid cap and 25% in small cap stocks as per SEBI guidelines. They are required to have a 75% equity exposure at all times. The rest of the 25% is at the Fund Manager's discretion.

Total AUM	1,68,351
Total Number of Schemes	26

Category Performance vs. Benchmark



Scheme Performance vs. Benchmark

Number of Schemes	1 Month	6 Months	1 Year
Outperformed	18	19	11
Underperformed	8	5	10
Total Number of Schemes	26	24	21

Top 5 & Bottom 5 Performers over the past 1 Month

Top 5 Funds	AUM (₹ Cr)	1 Month (%)	6 Months (%)	1 Year (%)	Fund Manager
Motilal Oswal Multi Cap Fund-Reg(G)	1,326.42	6.64			Ajay Khandelwal
Invesco India Multicap Fund(G)	3,736.34	4.50	24.65	48.43	Dhimant Kothari
Edelweiss Multi Cap Fund-Reg(G)	2,256.65	3.74	25.28		Trideep Bhattacharya
Franklin India Multi Cap Fund-Reg(G)	3,988.97	3.46			R. Janakiraman
Axis Multicap Fund-Reg(G)	6,290.99	3.17	25.28	53.43	Shreyash Devalkar

Bottom 5 Funds	AUM (₹ Cr)	1 Month (%)	6 Months (%)	1 Year (%)	Fund Manager
Quant Active Fund(G)	11,249.35	-1.20	16.52	44.25	Ankit Pande
ITI Multi-Cap Fund-Reg(G)	1,364.42	0.66	19.43	49.50	Dhimant Shah
Nippon India Multi Cap Fund(G)	37,150.98	1.04	24.52	43.89	Sailesh Raj Bhan
Mirae Asset Multicap Fund-Reg(G)	3,345.49	1.08	19.17	40.28	Ankit Jain
HDFC Multi Cap Fund-Reg(G)	16,699.42	1.14	21.73	45.17	Gopal Agrawal

Benchmark

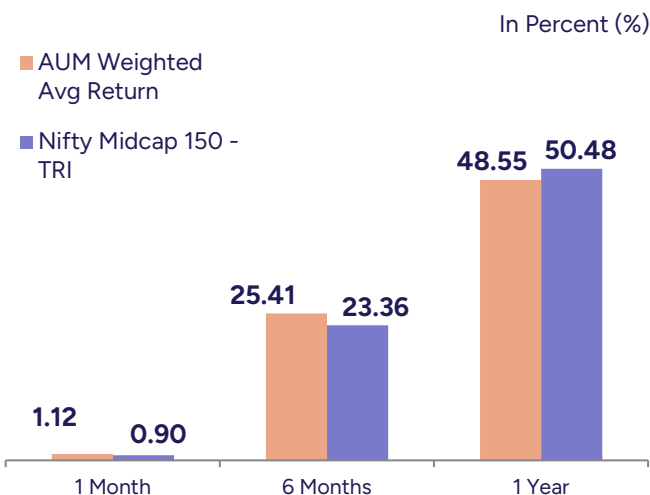
Nifty500 Multicap 50:25:25 - TRI	1.31	20.10	45.08
----------------------------------	------	-------	-------

Source: ACE MF, PL Research | Data as on August 31, 2024 | Only Schemes with AUM above 500 cr considered

Mid Cap Funds invest predominantly in mid cap stocks. The funds invest a minimum of 65% of the assets in midcap stocks as defined by SEBI.

Total AUM	3,78,678
Total Number of Schemes	29

Category Performance vs. Benchmark



Scheme Performance vs. Benchmark

Number of Schemes	1 Month	6 Months	1 Year
Outperformed	20	22	13
Underperformed	09	07	16
Total Number of Schemes	29	29	29

Top 5 & Bottom 5 Performers over the past 1 Month

Top 5 Funds	AUM (₹ Cr)	1 Month (%)	6 Months (%)	1 Year (%)	Fund Manager
Edelweiss Mid Cap Fund-Reg(G)	6,994.17	3.87	29.82	59.84	Trideep Bhattacharya
Sundaram Mid Cap Fund-Reg(G)	12,465.38	2.85	26.53	55.02	S. Bharath
Invesco India Midcap Fund(G)	5,437.58	2.35	28.42	54.62	Aditya Khemani
Baroda BNP Paribas Mid Cap Fund-Reg(G)	2,173.97	2.17	24.20	48.88	Shiv Chanani
UTI Mid Cap Fund-Reg(G)	12,400.49	2.13	26.75	42.94	Ankit Agarwal

Bottom 5 Funds	AUM (₹ Cr)	1 Month (%)	6 Months (%)	1 Year (%)	Fund Manager
Quant Mid Cap Fund(G)	9,282.92	-1.73	18.42	55.54	Ankit Pande
ICICI Pru Midcap Fund(G)	6,683.45	-0.22	23.55	54.50	Lalit Kumar
Tata Mid Cap Growth Fund-Reg(G)	4,466.53	-0.17	24.12	46.80	Satish Chandra Mishra
HDFC Mid-Cap Opportunities Fund(G)	75,382.30	-0.15	20.67	46.89	Chirag Setalvad
JM Midcap Fund-Reg(G)	1,620.33	0.08	31.51	55.52	Satish Ramanathan

Benchmark

Nifty Midcap 150 – TRI	0.90	23.36	50.48
------------------------	------	-------	-------

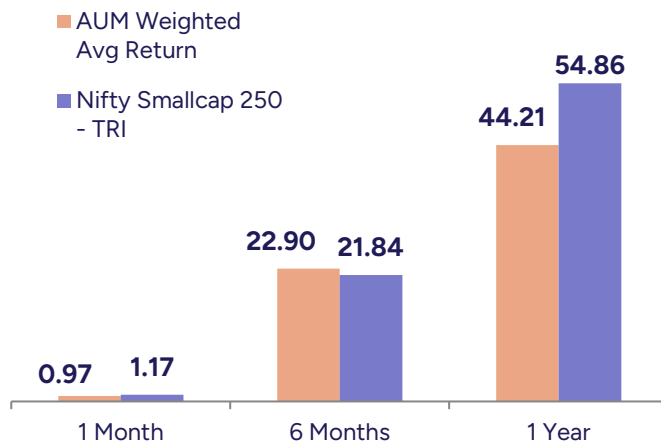
Source: ACE MF, PL Research | Data as on August 31, 2024 | Only Schemes with AUM above 500 cr considered

Small Cap Funds invest predominantly in small cap stocks. The funds invest a minimum of 65% of the assets in small cap stocks as defined by SEBI.

Total AUM	3,13,567
Total Number of Schemes	28

Category Performance vs. Benchmark

In Percent (%)



Scheme Performance vs. Benchmark

Number of Schemes	1 Month	6 Months	1 Year
Outperformed	15	17	5
Underperformed	13	10	19
Total Number of Schemes	28	27	24

Top 5 & Bottom 5 Performers over the past 1 Month

Top 5 Funds	AUM (₹ Cr)	1 Month (%)	6 Months (%)	1 Year (%)	Fund Manager
Bandhan Small Cap Fund-Reg(G)	6,640.27	6.31	34.29	73.90	Manish Gunwani
Motilal Oswal Small Cap Fund-Reg(G)	2,141.03	5.19	28.65		Ajay Khandelwal
PGIM India Small Cap Fund-Reg(G)	1,533.12	3.56	20.15	37.04	Utsav Mehta
DSP Small Cap Fund-Reg(G)	16,084.62	3.17	23.43	40.50	Vinit Sambre
Invesco India Smallcap Fund-Reg(G)	4,860.19	3.08	26.20	56.88	Taher Badshah

Bottom 5 Funds	AUM (₹ Cr)	1 Month (%)	6 Months (%)	1 Year (%)	Fund Manager
Aditya Birla SL Small Cap Fund(G)	5,359.29	-1.04	21.67	36.37	Vishal Gajwani
Baroda BNP Paribas Small Cap Fund-Reg(G)	1,545.22	-0.84	19.94		Shiv Chanani
ICICI Pru Smallcap Fund(G)	8,769.81	-0.43	19.26	37.22	Anish Tawakley
Franklin India Smaller Cos Fund(G)	14,474.51	-0.40	23.27	50.12	R. Janakiraman
SBI Small Cap Fund-Reg(G)	32,761.17	-0.09	22.05	37.41	R. Srinivasan

Benchmark

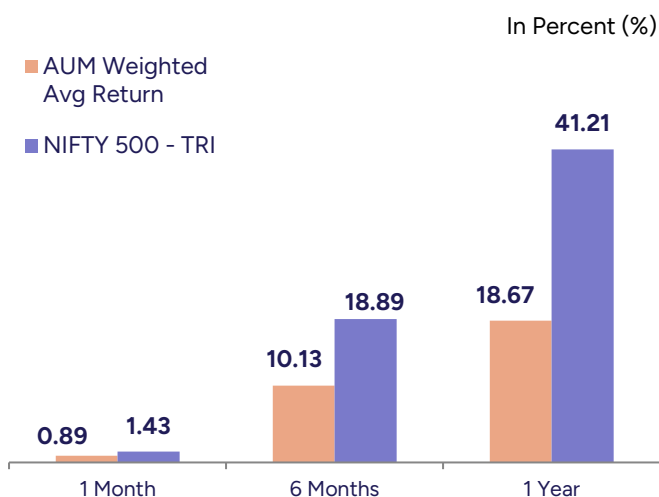
Nifty Smallcap 250- TRI	1.17	21.84	54.86
-------------------------	------	-------	-------

Source: ACE MF, PL Research | Data as on August 31, 2024 | Only Schemes with AUM above 500 cr considered

Focused Funds invest in a limited the number of stocks (maximum 30), and need to invest a minimum 65% of its assets in equity, across market-caps.

Total AUM	1,48,279
Total Number of Schemes	28

Category Performance vs. Benchmark



Scheme Performance vs. Benchmark

Number of Schemes	1 Month	6 Months	1 Year
Outperformed	21	22	11
Underperformed	7	6	16
Total Number of Schemes	28	28	27

Top 5 & Bottom 5 Performers over the past 1 Month

Top 5 Funds	AUM (₹ Cr)	1 Month (%)	6 Months (%)	1 Year (%)	Fund Manager
Bandhan Focused Equity Fund-Reg(G)	1,651.77	6.15	21.42	43.16	Sumit Agrawal
Motilal Oswal Focused Fund-Reg(G)	2,075.36	4.36	25.33	39.30	Santosh Singh
DSP Focus Fund-Reg(G)	2,592.52	4.00	24.44	44.54	Vinit Sambre
Invesco India Focused Fund-Reg(G)	2,937.37	3.79	27.02	67.19	Taher Badshah
Old Bridge Focused Equity Fund-Reg(G)	590.04	3.73	26.18		Tarang Agrawal

Bottom 5 Funds	AUM (₹ Cr)	1 Month (%)	6 Months (%)	1 Year (%)	Fund Manager
SBI Focused Equity Fund-Reg(G)	35,727.79	0.33	20.41	29.94	R. Srinivasan
Quant Focused Fund(G)	1,115.99	0.34	14.03	47.55	Ankit Pande
360 ONE Focused Equity Fund-Reg(G)	7,986.59	0.79	21.81	41.51	Mayur Patel
Baroda BNP Paribas Focused Fund-Reg(G)	710.45	0.79	21.04	39.95	Sanjay Chawla
Nippon India Focused Equity Fund(G)	8,851.92	0.94	20.20	32.81	Vinay Sharma

Benchmark

NIFTY 500 - TRI	1.43	18.89	41.21
-----------------	------	-------	-------

Source: ACE MF, PL Research | Data as on August 31, 2024 | Only Schemes with AUM above 500 cr considered

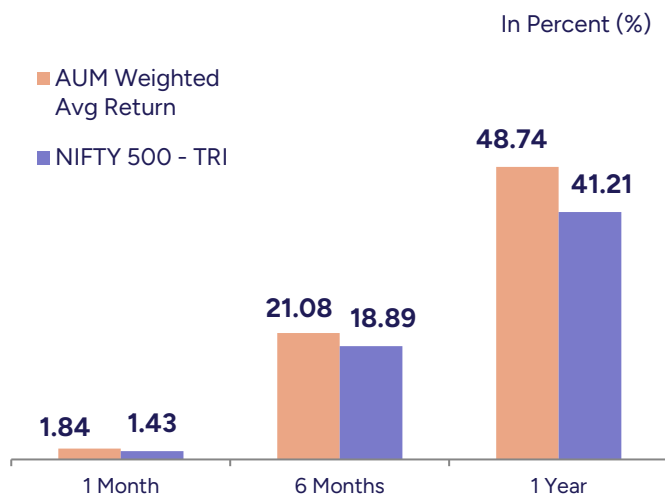
Equity – Value Funds*

*Including Contra Funds and Dividend Yield Funds

Such funds will follow a value / contrarian / dividend yield investment strategy and maintain minimum 65% investment to equity.

Total AUM	2,16,276
Total Number of Schemes	32

Category Performance vs. Benchmark



Scheme Performance vs. Benchmark

Number of Schemes	1 Month	6 Months	1 Year
Outperformed	20	23	28
Underperformed	12	9	4
Total Number of Schemes	32	32	32

Top 5 & Bottom 5 Performers over the past 1 Month

Top 5 Funds	AUM (₹ Cr)	1 Month (%)	6 Months (%)	1 Year (%)	Fund Manager
DSP Value Fund-Reg(G)	896.17	3.42	17.48	40.98	Aparna Karnik
UTI Value Fund-Reg(G)	10,355.98	3.16	27.38	48.45	Amit Premchandani
UTI Dividend Yield Fund-Reg(G)	4,371.40	3.11	28.12	55.21	Amit Premchandani
Invesco India Contra Fund(G)	17,268.79	3.08	26.41	52.36	Taher Badshah
Aditya Birla SL Pure Value Fund(G)	65,96.47	2.67	19.04	48.62	Kunal Sangoi

Bottom 5 Funds	AUM (₹ Cr)	1 Month (%)	6 Months (%)	1 Year (%)	Fund Manager
Quant Value Fund-Reg(G)	2,086.60	-0.99	18.74	70.33	Sandeep Tandon
Tata Dividend Yield Fund-Reg(G)	1,037.66	-0.49	17.86	39.43	Sailesh Jain
SBI Dividend Yield Fund-Reg(G)	9,207.03	0.16	18.75	41.54	Rohit Shimpi
Baroda BNP Paribas Value Fund-Reg(G)	1,761.16	0.28	17.06	45.77	Shiv Chanani
HSBC Value Fund-Reg(G)	13,819.92	0.31	20.63	53.08	Venugopal Manghat

Benchmark

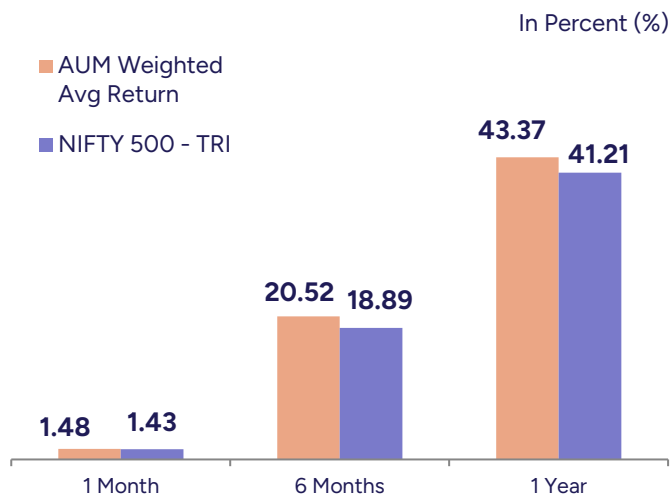
NIFTY 500 - TRI	1.43	18.89	41.21
-----------------	------	-------	-------

Source: ACE MF, PL Research | Data as on August 31, 2024 | Only Schemes with AUM above 500 cr considered

ELSSs can invest 80%-100% of total assets in equity, across market-cap. The funds carry a statutory lock in of 3 years and offer tax benefit under section 80C

Total AUM	2,49,043
Total Number of Schemes	41

Category Performance vs. Benchmark



Scheme Performance vs. Benchmark

Number of Schemes	1 Month	6 Months	1 Year
Outperformed	28	24	19
Underperformed	13	17	22
Total Number of Schemes	41	41	41

Top 5 & Bottom 5 Performers over the past 1 Month

Top 5 Funds	AUM (₹ Cr)	1 Month (%)	6 Months (%)	1 Year (%)	Fund Manager
Motilal Oswal ELSS Tax Saver Fund-Reg(G)	3,835.43	4.34	29.07	62.08	Ajay Khandelwal
ICICI Pru ELSS Tax Saver Fund(G)	14,563.56	3.25	18.69	38.61	Mittul Kalawadia
Baroda BNP Paribas ELSS Tax Saver Fund-Reg(G)	950.69	2.50	20.99	45.29	Sanjay Chawla
Tata ELSS Tax Saver Fund-Reg(G)	4722.04	2.35	21.50	37.30	Tejas Gutka
UTI ELSS Tax Saver Fund-Reg(G)	4058.09	2.33	22.86	37.12	Vishal Chopda

Bottom 5 Funds	AUM (₹ Cr)	1 Month (%)	6 Months (%)	1 Year (%)	Fund Manager
Quant ELSS Tax Saver Fund(G)	11065.42	-1.07	15.20	50.82	Ankit Pande
Kotak ELSS Tax Saver Fund(G)	6334.74	-0.57	19.47	38.76	Harsha Upadhyaya
Bank of India ELSS Tax Saver-Reg(G)	1484.56	-0.36	19.58	53.60	Alok Singh
Mahindra Manulife ELSS Tax Saver Fund-Reg(G)	969.11	0.34	17.80	32.79	Fatema Pacha
Nippon India ELSS Tax Saver Fund(G)	16,547.11	0.57	21.15	44.02	Rupesh Patel

Benchmark

NIFTY 500 - TRI	1.43	18.89	41.21
-----------------	------	-------	-------

Source: ACE MF, PL Research | Data as on August 31, 2024 | Only Schemes with AUM above 500 cr considered

Mutual Fund SIP Performance

Monthly Investment on 1st of every month, between Sep 01, 2023 to Aug 01, 2024. Valuation date: Aug 31st, 2024. Total Investment: ₹ 12,000

Top 10 Scheme Name *	Present value of SIP	XIRR (%)
Motilal Oswal Midcap Fund-Reg(G)	15,930.08	79.89
Quant Value Fund-Reg(G)	15,826.00	77.58
ITI Mid Cap Fund-Reg(G)	15,728.13	75.41
Bandhan Small Cap Fund-Reg(G)	15,704.11	74.88
LIC MF Dividend Yield Fund-Reg(G)	15,659.62	73.90
JM Flexicap Fund-Reg(G)	15,645.91	73.59
JM Midcap Fund-Reg(G)	15,562.72	71.77
JM Value Fund(G)	15,453.78	69.38
LIC MF Small Cap Fund(G)	15,415.89	68.55
LIC MF Midcap Fund(G)	15,401.37	68.24

Top 10 as of 1 year return

Source: ACE MF, PL Research | Data as on August 31, 2024

Bottom 10 Scheme Name*	Present value of SIP	XIRR (%)
Samco Flexi Cap Fund-Reg(G)	13,101.99	20.75
Union Focused Fund-Reg(G)	13,601.52	30.60
Samco ELSS Tax Saver Fund-Reg(G)	13,682.35	32.22
Mirae Asset Focused Fund-Reg(G)	13,682.60	32.22
PGIM India Large Cap Fund(G)	13,693.37	32.44
PGIM India ELSS Tax Saver Fund-Reg(G)	13,720.71	32.99
Union Largecap Fund-Reg(G)	13,777.67	34.14
Sundaram Large Cap Fund-Reg(G)	13,833.45	35.26
PGIM India Flexi Cap Fund-Reg(G)	13,838.16	35.36
Axis Focused Fund-Reg(G)	13,846.69	35.53

*Bottom 10 as of 1 year return

Source: ACE MF, PL Research | Data as on August 31, 2024

CONTACT US



Pankaj Shrestha
Head - Investment Services

 **+91 98207 10007**

 **wealth@plindia.com**

PL Wealth Private Limited

Corporate Office: 6th Floor, Tower 2B South Annex, One World Centre, 841, Senapati Bapat Marg, Lower Parel, Mumbai - 400013

Registered Office: 3rd Floor, Sadhana House, 570, P. B. Marg, Worli, Mumbai-400 018

M: +91 88288 39802

T: (91 22) 6632 2222

www.plindia.com

DISCLAIMER

This document has been prepared by Prabhudas Lilladher (PL) and is meant for sole use by the recipient and not for circulation. The returns mentioned in this document are compiled based on simulation carried out on historical data. The information and opinions contained herein have been compiled or arrived at, based upon information obtained in good faith from sources believed to be reliable. Such information has not been independently verified and no guaranty, representation of warranty, express or implied, is made as to its accuracy, completeness or correctness. All such information and opinions are subject to change without notice. This document is for information purposes only. The document should not be construed as an offer or solicitation of an offer, to buy or sell any securities or other financial instruments.

Neither PL nor any of its affiliates, its directors or its employees accepts any responsibility of whatsoever nature for the information, statements and opinion given, made available or expressed herein or for any omission therein. Recipients of this document should be aware that past performance is not necessarily a guide to future performance and value of investments can go down as well. The suitability or otherwise of any investments will depend upon the recipient's particular circumstances and, in case of doubt, advice should be sought from an independent expert/advisor